













Check box when completed

<p>1. Get in a car or bus to come to the theatre.</p>  <input data-bbox="503 304 657 462" type="checkbox"/>	<p>7. Take a break during intermission.</p>  <input data-bbox="1226 304 1388 462" type="checkbox"/>
<p>2. Arrive at the theatre.</p>  <input data-bbox="503 546 657 703" type="checkbox"/>	<p>8. Watch the second act of the show.</p>  <input data-bbox="1226 546 1388 703" type="checkbox"/>
<p>3. Get your tickets scanned.</p>  <input data-bbox="503 798 657 955" type="checkbox"/>	<p>9. Clap for the performers.</p>  <input data-bbox="1226 798 1388 955" type="checkbox"/>
<p>4. Find your seat.</p>  <input data-bbox="503 1050 657 1207" type="checkbox"/>	<p>10. Collect all of your belongings, and wait your turn to walk up the aisle.</p>  <input data-bbox="1226 1050 1388 1207" type="checkbox"/>
<p>5. Listen to the curtain speech before the show.</p>  <input data-bbox="503 1302 657 1459" type="checkbox"/>	<p>11. Walk through the lobby to leave the theatre.</p>  <input data-bbox="1226 1302 1388 1459" type="checkbox"/>
<p>6. Watch the first act of the show.</p>  <input data-bbox="503 1543 657 1701" type="checkbox"/>	<p>12. Ride in car or bus to go home.</p>  <input data-bbox="1226 1543 1388 1701" type="checkbox"/>

This sensory-friendly presentation of *The Nutcracker* on Friday, December 20, 2019 at 2:00 p.m. is in partnership with:

