


DAYTON PERFORMING ARTS ALLIANCE

Opera Philharmonic Ballet



Going to the Schuster Center to see
The Nutcracker




Going to see *THE NUTCRACKER*

On **Friday, December 15th** I am going to the Schuster Center to see a ballet. A ballet tells a story through dancing. I am going to see *THE NUTCRACKER* ballet. The Schuster Center is a place in downtown Dayton where people can go to see different shows. *THE NUTCRACKER* is based on a story called “The Nutcracker and the Mouse King” written by E.T.A. Hoffman. The music is composed by Pyotr Ilyich Tchaikovsky.

Dancers, who are people dressed up in costumes, will tell the story of *THE NUTCRACKER* on the stage. The dancers will tell the story by dancing, which is moving their bodies to music.

I will get to watch the dancers on stage and listen to the music that plays as they dance.

I can read “The Nutcracker and the Mouse King,” or listen to the music, so I know what to expect when I go to the Schuster Center.




Getting to the Schuster Center

The show will start at **2:00 p.m.** in the afternoon. I can ride to the Schuster Center with my group/family. We can get dropped off in front of the building, we can park on the street, or we can park in the Arts Garage and then walk across the street to the theatre. My parents/group can tell me what we plan to do.



In the Lobby

When we get to the Schuster Center, we will go inside the building. The **lobby** is the room you pass through to get into the theatre. Inside the lobby, we will see **ushers**. Ushers are people who volunteer at the theatre. They will be wearing special nametags. We may see **metal detectors** that we need to walk through. Then, the ushers will greet us and will scan our tickets. They can also help answer questions and show us where to go. I can say “hi” or “good afternoon” to the ushers.



Inside the lobby, we will also see other people who are coming to see *THE NUTCRACKER*. Because there may be a lot of people in the lobby, it is important for me to stay close to my parents/group, so I feel safe. It is also important for me to listen to instructions and to wait my turn. Because the Schuster Center is a very large building, noise may echo and sound loud. If it is too loud, I may want to wear headphones or cover my ears while I wait. If I forget my headphones, there will be some at the Schuster Center that I can borrow.



The show begins at approximately **2:00** in the afternoon. The doors to the theatre will open around **1:30**, so if I am early, I will have to wait inside the lobby before going into the theatre. While I wait, I can look around the lobby which will be decorated for the holidays. I can also go to the restroom, eat a snack from home, or play with the things I brought from home.

Holiday Decorations

Because I am coming to the Schuster Center during the holidays, the lobby will be decorated with lots of holiday decorations. Some of these decorations will be bright and may twinkle. They may also play music or make noise. I can always go to the Quiet Area or cover my ears or eyes if it becomes too loud or too bright.


Some of the things I may see in the lobby are the Rike's holiday window displays.



Restrooms

If I need to use the restroom both a Men's and Women's restroom are located on both sides of the lobby. There is also a Family restroom located on the left side of the lobby. There are also Family restrooms on the 2nd and 3rd Floors. If I have to go to the 2nd or the 3rd floor, I will have to use the elevator or the stairs. If I need help locating the Family restrooms, I can ask an usher to help me.

All of the restrooms are automatic flush and have paper towels that I can use to dry my hands. If people have to use the restroom, I may have to wait in line. I will try to be patient and wait my turn.



Food and Drinks

I am allowed to bring snacks and drinks inside the theatre, so if I would like to pack a snack or a drink from home, I may eat it in the theatre or in the lobby. There are also water fountains located on both sides of the lobby that I can use to get a drink of water. They will not be selling snacks or drinks at this performance.

Quiet Areas

For this performance, there will be 2 quiet areas that are available for me if I need to take a break, or if I would like to go to a quiet space with fewer people. I can tell my parents/group that I need to take a break, and we can go to this area. One Quiet Area will be on the left side of the lobby in the Mathile Theatre, the other will be on the right side of the lobby near the grand staircase. There will be a sign that says, "Quiet Area." I can go to the Quiet Area before, during, or after the show if I need a quiet space. There will be headphones and fidgets in the Quiet Area if I need them.



Entering the Theatre



When it is time to go into the theatre, I will enter with my family/group.

Before I enter, an usher will give me a program that tells me more about *THE NUTCRACKER*.

While I wait for the ballet to begin, I can look at my program to learn more about the dancers and the show.




When I go inside the theatre I will see lots of seats. Each seat has a letter and a number. The seats face the stage.



The people who sit in the seats to watch the play are called the **audience**. This show is **Reserved Seating**, which means that I will have an assigned seat in which to sit. If I need help finding my seat, ushers will be available inside the theatre to help me. If I think I am going to need help seeing the stage, I can bring a booster seat from home.



When I come in the theatre, I will also see the **stage**. The **stage** is where the dancers perform. I will stay off the stage and sit down with the audience. It is important to sit in my seat or on my booster seat during the show so that people sitting behind me can see the stage. On the stage, I will see a giant snow globe. The lights will make it look like it is snowing inside the snow globe.



In the back of the theatre, I may also notice some people standing or sitting at sound and light boards with lots of cords and wires. These people are **technicians**. **Technicians** operate the light and sound boards during the ballet. Because they are working, I will not enter the area in which they are working.

Watching *THE NUTCRACKER*

When it is time for the show to begin, there will be a short announcement about what to do in the event of an emergency and the lights will get a little darker, but they won't turn off. They will stay at 30 percent brightness during the show. The snow globe will rise out of view, the stage lights will come up on the stage, and the dancers will enter. The Artistic Director will come on stage for a **curtain speech** where he will talk about *THE NUTCRACKER*.

The dancers will be wearing different costumes to help tell the story. They may be wearing masks, hats, wigs, and makeup. They may be carrying guns, drums, and swords. They are **pretending**.



During the show, the dancers will be coming on and off the stage. Lights will be used to make it look like daytime or nighttime. Sometimes a light might be focused on a specific actor or part of the set. If I follow the light with my eyes, it will help me look at important things.

During the ballet, people will clap when a dancer does a cool movement or when a dancer finishes a dance. I can clap if I like what the dancer is doing. People clap for a short time. I can cover my ears or wear headphones if the clapping noise is too loud.


I will also hear music and special sounds that will help tell the story. During the battle scene with the mice and the nutcracker soldiers there may be popping and drumming noises. If the sounds are too loud, I can cover my ears or wear headphones. There will also be a lot of soldiers and mice onstage. They are wearing **costumes**.



The Rat King will have a crown and a sword and will fight with the soldiers onstage.

I might not like how he looks.

I can cover my eyes if I do not want to see him.



If I need a break during the show, I can tell my parent/group, and they can walk me out of the theatre. Since this is a special performance, it is okay to get up and take a break during the show. If I take a break, I can walk around in the lobby. I can also visit the restroom. In the middle of the show, there will be a 15-minute **Intermission** when I can take a break.

If I need some quiet time, I can walk to the **Quiet Area**. I can come back into the theatre and watch the rest of the show when I am ready.

The first act will last approximately **45 minutes**. The intermission will last **15 minutes**. The second act will last approximately **45 minutes**.

There are **9 different scenes** in the show. I can learn more about these scenes and characters in the Sequence of Events and Character Guide.

SCENE 1: PREPARING FOR THE CHRISTMAS PARTY

SCENE 2: THE GUESTS ARRIVE

SCENE 3: THE PRESENTATION OF THE NUTCRACKER DOLL

SCENE 4: GETTING READY FOR BED

SCENE 5: DROSSELMAYER'S MAGIC

SCENE 6: THE BATTLE

SCENE 7: THE NUTCRACKER BECOMES A PRINCE

INTERMISSION

SCENE 8: SUGAR PLUM FAIRY'S LAND OF SWEETS

SCENE 9: BACK AT CLARA'S HOME



At the end of the show, the grand curtain will close and then go back up. All of the performers will come back on stage to take a bow. I can clap at the end of the ballet to show my appreciation for the experience and for the hard work of the performers and technicians. Then, the lights will come back on in the theatre. This means that the show is over.

I will look around my seat and make sure that I pick up all my things before I leave. I will walk to the aisle and wait for my family/group to walk out of the theatre together. A lot of people will be leaving the theatre at the same time, so I will try to be patient while I wait my turn to walk up the aisle and into the lobby. I can stop in the restroom if I need to on my way out of the theatre. I will walk with my group/family through the lobby and to our bus or car.